


Sewing Options



Hooded coat	1.00
Trench coat.....	2.00
Simple jacket	3.00
Safari jacket	4.00
Unique collar jacket	5.00

 www.ultrasuede.com



Hooded coat


We propose sewing designs that take advantage of the features of Ultrasuede®, such as cut-offs, single-body detailing and butt stitching.

Butt stitching

Ultrasuede®HP
Style:5522



Ultrasuede® LX & Ultrasuede® HP double bonded
Style:AURXW2L



Detail Point

1. Yoke integrated into the garment body

*Inside of yoke integrated into the garment body



2. Pocket integrated into the garment body



3. Epaulettes integrated into the garment body




4. Belt integrated into the garment body




Trench coat

Detail Point


1. Yoke integrated into the garment body (front and back)



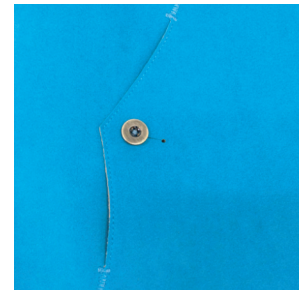
2. Cut buttonhole (blade cut)



3. Sleeve belt integrated into the garment body



4. Pockets integrated into the garment body



Simple jacket

Detail Point

1. Pockets integrated into the garment body (flap)



2. Cut buttonhole (blade cut)



*Butt stitching



*Full-opening cuff



Safari jacket

Detail Point

1. Epaulettes integrated into the garment body



2. Pockets integrated into the garment body (flap)



3. Belt loops integrated into the garment body



4. Cut buttonholes (blade cut)



Unique collar jacket

Sewing with seam showing

Ultrasuede® LX double bonded
Style:AUSW2L



Overlap sewing

Ultrasuede® LX & Ultrasuede® HP
double bonded
Style:AURXW2L



Detail Point

1. Color/lapel integrated into the garment body



2. Pockets integrated into the garment body (flap)



*Seamless armhole



*Back design

